



Truma Combi

CP plus Functions Quick Reference



ADJUST ROOM TEMPERATURE

Range: 40-86°F (5-30°C)

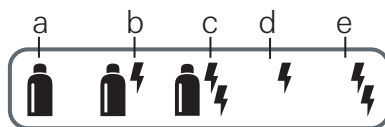


SELECT ENERGY MODE

- a) **LP gas**
- b) **MIX 1*** - Electricity 850W + Gas
- c) **MIX 2*** - Electricity 1700W + Gas
- d) **EL 1**** - Electricity 850W
- e) **EL 2**** - Electricity 1700W

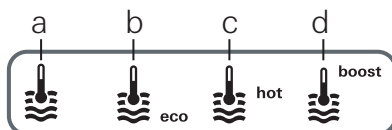
* Mixed modes
(fuel and electricity)

** Electricity mode



ADJUST WATER TEMPERATURE

- a) **Boiler** - Hot water generator is on. Icon flashes until desired temperature is reached.
- b) **Eco** - Water temperature is 104°F (40° C)
- c) **Hot** - Water temperature is 140°F (60° C)
- d) **Boost** - Boiler content is heated quickly (boiler priority) for up to 40 minutes. The water temperature is then kept at the higher level (about 144° F (62° C) for two subsequent heating cycles. When the water temperature is reached, the room is heated again.





SET CLOCK TO CURRENT TIME



SET TIME SWITCH

Set a start time and end time for room temperature, water temperature, energy mode and fan speed set points.



SETTINGS

Index - Show version number of connected device

Bright - Adjust backlighting

Lang - Adjust language

12-24h - 12/24 hour mode

Temp - °F or °C

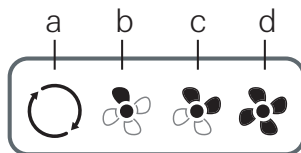
Offset - Calibrate temp offset

Reset - Factory reset



SELECT FAN SPEED

OFF - Fan is switched off
(If furnace mode OFF)



a) **Vent** - Circulating air (If furnace mode OFF)

b) **Eco** - Low fan speed

c) **High** - High fan speed

d) **Boost** - Fast room heating.

Available if the difference between the selected and current room temperature is $>18^{\circ}\text{F}$ (10°C).

Find more
resources here

